



PRICELIST

GENERAL

Price List includes gross prices. Prices to be applied to a complete door order. Spare part prices can be obtained from the web catalogue on <http://aftersales.toors.cz>.

BASIC CONFIGURATION

- standard lift (SL 420, SL 350); other lift types for surcharges according to price list
- adjustable bottom aluminium bracket (540)
- powder coated torsion springs for 20 000 cycles
- 1" massive shaft
- 1" hollow shaft if $W \leq 4500$ mm and $H \leq 4250$ mm
- 1 1/4" massive shaft if $W \geq 7000$ mm and $H \geq 3000$ mm
- coupler
- coupling of horizontal track

Reinforcing struts:

- 6001 mm - 7000 mm...65 mm reinforcing strut per panel
- 7001 mm - 8000 mm...110 mm reinforcing strut per panel
- 1 pc diagonal/perforated angle, L = 3000 mm
- rollers, hinges, bearing plates, cable drums, cables, screws

Fixing material to building construction is not included!

VERTICAL AND HORIZONTAL RAILS

- vertical and horizontal rails made from 2 mm galvanised steel

DOOR LEAF

- 40 mm sandwich panel made from galvanised steel sheets filled with polyurethane (PUR) foam
- 80 mm sandwich panel filled with PUR foam on request
- 40 mm sandwich panel filled with PIR foam on request
- design offer according to our current panel range

*) FVE - aluminium glass section


DOOR LEAF SHAPE

STANDARD - traditional panel (without FSP - finger safe protection)

PROTECT (FSP) - finger safe protection panel

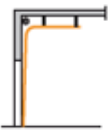

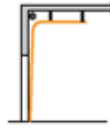
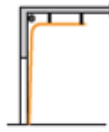
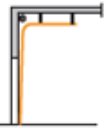

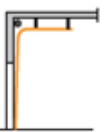






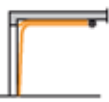

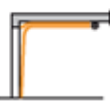
FVE^{*)} DOORS

- The door leaf consists of one panel section filled with polyurethane foam and the others are made of aluminum glazed sections or all aluminum sections are glazed
- If the doors meets the definition of FVE doors, each individual surcharge for the FVE section is reduced by 5%
- Sections with traditional joint type or with finger safe protection (without extra surcharge)



ACCESSORIES

- aluminium full vision sections - FVE (at extra cost; see p. 7-11)
- pass door (at extra cost; see p. 13)
- windows (at extra cost; see p. 16-18)
- handles, locks (at extra cost; see p. 19, 20)
- slide bolts, locks (at extra cost; see p. 21, 22)
- handgrips (at extra cost; see p. 23)
- bottom bracket and cable break device (at extra cost; see p. 24)
- drives (at extra cost; see p. 25)
- control units, connection cables (at extra cost; see p. 26)
- safety elements, accessories (at extra cost; see p. 27-30)
- BFT Argo operator and accessories (at extra cost; see p. 31)

SL 420, SL 350 	HL ≤ 750 	HL ≤ 1370 	HL ≤ 2000 	HL ≤ 2500 	HL ≤ 3050 	HL ≤ 4100 	HL-T 
Basic price	Surcharge* 3%	Surcharge* 6%	Surcharge* 10%	Surcharge* 14%	Surcharge* 16%	Surcharge* 22%	Surcharge** 165 € ¹
HL-T 	VL 	VL-T 	VL-T 	LL-I 	LL-I 	LL-DT 	LL-DT 
Surcharge** 215 € ²	Surcharge* 11%	Surcharge** 165 € ¹	Surcharge** 215 € ²	Surcharge** 240 € ¹	Surcharge** 289 € ²	Surcharge** 328 € ¹	Surcharge** 394 € ²

SURCHARGES FOR FOLLOWING ROOF LIFT SYSTEMS

≤ 8°	basic price surcharge (calculated as percentage from basic price)	2%
≤ 12°	basic price surcharge (calculated as percentage from basic price)	4%
≤ 25°	basic price surcharge (calculated as percentage from basic price)	8%
≥ 26°	basic price surcharge (calculated as percentage from basic price)	13%

* basic price surcharge (calculated as percentage from basic price)

** door final price surcharge

1 if W ≤ 4000 mm and H ≤ 4000 mm

2 if W > 4000 mm or H > 4000 mm

STANDARD (SL 350, SL 420) - BASIC PRICE (€)

		Width [mm]																												Number of sections		
		2000	2250	2500	2750	3000	3250	3500	3750	4000	4250	4500	4750	5000	5250	5500	5750	6000	6250	6500	6750	7000	7250	7500	7750	8000	500	610				
Height [mm]	6 500	2961	2911	2966	3186	3394	3563	3628	3878	4251	4360	4540	5088	5008	5237	5600	6057	6401	6744									2	9	11		
	6 250	2737	2756	2844	3094	3277	3449	3530	3769	4058	4187	4391	4785	4854	5199	5477	5827	6305	6532	7255								4	7	11		
	6 000	2529	2609	2727	3004	3165	3339	3434	3663	3875	4022	4247	4499	4704	5161	5356	5606	6212	6327	6958	6940	7233						1	9	10		
	5 750	2338	2470	2615	2917	3056	3233	3341	3560	3699	3863	4107	4230	4558	5124	5238	5392	6119	6128	6673	6769	6980	6972					3	7	10		
	5 500	2272	2376	2528	2654	2823	2966	3108	3345	3492	3545	3747	3843	4110	4772	4800	5038	5707	5797	6254	6170	6685	6965	7137	7443		-	9	9			
	5 250	2129	2296	2446	2565	2753	2921	3008	3106	3378	3476	3525	3685	4010	4486	4666	4911	5404	5515	6120	6098	6425	6696	7028	7204	7426	2	7	9			
	5 000	1967	2060	2174	2349	2529	2739	2841	2880	3063	3250	3254	3539	3744	4250	4333	4482	5071	5177	5946	5761	6151	6121	6669	6891	7063	4	5	9			
	4 750	1937	1962	2137	2311	2449	2502	2651	2811	2871	3070	3176	3377	3539	3978	4093	4212	4774	4935	5382	5538	5750	5736	6312	6577	6701	1	7	8			
	4 500	1819	1929	2050	2133	2319	2443	2544	2610	2791	3005	3078	3220	3495	3794	3923	4036	4571	4724	4859	4981	5649	5847	6204	6324	6454	3	5	8			
	4 250	1737	1850	1949	2054	2167	2291	2438	2538	2659	2796	2891	3060	3280	3608	3647	3813	4171	4234	4508	4688	4783	5207	5684	5929	6111	-	7	7			
	4 000	1643	1755	1861	1980	2050	2167	2232	2341	2469	2542	2719	2869	3115	3471	3539	3642	4030	4235	4204	4484	4453	4950	5450	5680	5856	2	5	7			
	3 750	1566	1663	1759	1889	1934	2096	2126	2228	2350	2436	2546	2712	2928	3238	3321	3426	3712	3769	3901	4185	4219	4510	4888	5073	5225	5	2	7			
	3 500	1478	1604	1693	1726	1874	1937	2041	2109	2200	2328	2362	2578	2719	3075	3102	3285	3586	3733	3691	4010	4041	4319	4701	4850	5015	1	5	6			
	3 250	1420	1535	1630	1666	1775	1865	1964	1988	2096	2177	2267	2420	2588	2899	2948	3070	3433	3532	3660	3732	3898	4135	4169	4541	4683	4	2	6			
	3 000	1348	1411	1479	1555	1645	1737	1827	1885	1981	2076	2145	2255	2360	2711	2720	2869	3078	3204	3277	3449	3586	3721	3862	4229	4260	-	5	5			
	2 750	1253	1368	1402	1454	1552	1637	1721	1771	1839	1944	2013	2081	2209	2547	2625	2714	2969	3019	3098	3307	3337	3501	3600	3938	4049	3	2	5			
	2 500	1187	1250	1310	1388	1479	1533	1609	1681	1718	1820	1885	1990	2091	2363	2428	2531	2682	2700	2750	2989	3029	3131	3267	3573	3664	5	-	5			
	2 250	1139	1229	1291	1360	1399	1450	1529	1580	1671	1665	1754	1860	1968	2249	2279	2329	2482	2533	2585	2754	2871	2974	3054	3266	3341	2	2	4			
2 000	1094	1209	1272	1332	1324	1371	1454	1484	1625	1524	1632	1738	1853	2141	2138	2143	2296	2377	2430	2538	2722	2826	2855	2986	3046	4	-	4				

Single side hinges (up to 4999 mm)										Double side hinges from 5000 mm							
Without reinforcing struts										1 pc of 65 mm reinforcing struts per section				1 pc of 110 mm reinforcing struts per section			
2 torsion springs										4 torsion springs							
2 windows (up to 2600 mm)		3 windows (up to 3400 mm)			4 windows (up to 4200 mm)			5 windows (up to 5000 mm)		6 windows (up to 5800 mm)		7 windows (up to 6600 mm)			8 windows		
2 FVE fields		3 FVE fields			4 FVE fields			5 FVE fields		6 FVE fields			7 FVE fields	not possible			

*) FVE - aluminium glass section

PROTECT (SL 350, SL 420) - BASIC PRICE (€) + 7%

		Width [mm]																				Number of sections							
		2000	2250	2500	2750	3000	3250	3500	3750	4000	4250	4500	4750	5000	5250	5500	5750	6000	6250	6500	6750	7000	7250	7500	7750	8000	500	610	
Height [mm]	6 500	3168	3115	3174	3409	3632	3812	3882	4150	4549	4665	4858	5444	5359	5604	5992	6481	6849	7216								2	9	11
	6 250	2929	2949	3043	3311	3506	3690	3777	4033	4342	4480	4698	5120	5194	5563	5860	6235	6746	6989	7763							4	7	11
	6 000	2706	2792	2918	3214	3387	3573	3674	3919	4146	4304	4544	4814	5033	5522	5731	5998	6647	6770	7445	7426	7739					1	9	10
	5 750	2502	2643	2798	3121	3270	3459	3575	3809	3958	4133	4395	4526	4877	5483	5605	5769	6547	6557	7140	7243	7469	7460				3	7	10
	5 500	2431	2542	2705	2840	3021	3174	3326	3579	3736	3793	4009	4112	4398	5106	5136	5391	6107	6203	6692	6602	7153	7453	7637	7964		-	9	9
	5 250	2278	2457	2617	2745	2946	3126	3219	3323	3615	3719	3772	3943	4291	4800	4993	5255	5782	5901	6548	6525	6875	7165	7520	7708	7946	2	7	9
	5 000	2105	2204	2326	2513	2706	2931	3040	3082	3277	3478	3482	3787	4006	4548	4636	4796	5426	5539	6362	6164	6582	6550	7136	7373	7557	4	5	9
	4 750	2073	2099	2287	2473	2620	2677	2837	3008	3072	3285	3398	3613	3787	4257	4380	4507	5108	5281	5759	5926	6153	6138	6754	7037	7170	1	7	8
	4 500	1946	2064	2194	2282	2481	2614	2722	2793	2986	3215	3294	3445	3740	4060	4198	4319	4891	5055	5199	5330	6044	6256	6638	6767	6906	3	5	8
	4 250	1859	1980	2085	2198	2319	2451	2609	2716	2845	2992	3093	3274	3510	3861	3902	4080	4463	4530	4824	5016	5118	5572	6082	6344	6539	-	7	7
	4 000	1758	1878	1991	2119	2194	2319	2388	2505	2642	2720	2909	3070	3333	3714	3787	3897	4312	4532	4498	4798	4765	5297	5832	6078	6266	2	5	7
	3 750	1676	1779	1882	2021	2069	2243	2275	2384	2515	2607	2724	2902	3133	3465	3554	3666	3972	4033	4174	4478	4514	4826	5230	5428	5591	5	2	7
	3 500	1582	1716	1812	1847	2005	2073	2184	2257	2354	2491	2527	2759	2909	3290	3319	3515	3837	3994	3949	4291	4324	4621	5030	5190	5366	1	5	6
	3 250	1519	1643	1744	1783	1899	1996	2102	2127	2243	2329	2426	2589	2769	3102	3154	3285	3673	3779	3916	3993	4171	4425	4461	4859	5011	4	2	6
	3 000	1442	1510	1583	1664	1760	1859	1955	2017	2120	2221	2295	2413	2525	2901	2910	3070	3294	3428	3506	3690	3837	3982	4132	4525	4558	-	5	5
	2 750	1341	1464	1500	1556	1661	1752	1842	1895	1968	2080	2154	2227	2364	2725	2809	2904	3177	3230	3315	3539	3571	3746	3852	4214	4332	3	2	5
2 500	1270	1338	1402	1485	1583	1640	1722	1799	1838	1947	2017	2129	2237	2528	2598	2708	2870	2889	2943	3198	3241	3350	3496	3823	3921	5	-	5	
2 250	1219	1315	1381	1455	1497	1552	1636	1691	1788	1782	1877	1990	2106	2406	2439	2492	2656	2710	2766	2947	3072	3182	3268	3495	3575	2	2	4	
2 000	1171	1294	1361	1425	1417	1467	1556	1588	1739	1631	1746	1860	1983	2291	2288	2293	2457	2543	2600	2716	2913	3024	3055	3195	3259	4	-	4	

Single side hinges (up to 4999 mm)					Double side hinges from 5000 mm					
Without reinforcing struts					1 pc of 65 mm reinforcing struts per section		1 pc of 110 mm reinforcing struts per section			
2 torsion springs					4 torsion springs					
2 windows (up to 2600 mm)		3 windows (up to 3400 mm)		4 windows (up to 4200 mm)	5 windows (up to 5000 mm)	6 windows (up to 5800 mm)	7 windows (up to 6600 mm)	8 windows		
2 FVE fields		3 FVE fields		4 FVE fields		5 FVE fields		6 FVE fields	7 FVE fields	not possible

*) FVE - aluminum glass section

AVAILABLE DIMENSIONS OF FVE*) DOORS

FVE doors: The door leaf consists of one panel section filled with PUR foam and the others are made from aluminum glass sections or all sections are FVE.

		Width [mm]																			Number of sections		
		2250	2500	2750	3000	3250	3500	3750	4000	4250	4500	4750	5000	5250	5500	5750	6000	6250	6500	6750		7000	
Height [mm]	6 500	✓	✓	✓	✓	✓	✓	✓	✓	✓	✓	✗	✗	✗	✗	✗	✗	✗	✗	✗	✗	11	
	6 250	✓	✓	✓	✓	✓	✓	✓	✓	✓	✓	✗	✗	✗	✗	✗	✗	✗	✗	✗	✗	11	
	6 000	✓	✓	✓	✓	✓	✓	✓	✓	✓	✓	✓	✗	✗	✗	✗	✗	✗	✗	✗	✗	10	
	5 750	✓	✓	✓	✓	✓	✓	✓	✓	✓	✓	✓	✓	✗	✗	✗	✗	✗	✗	✗	✗	10	
	5 500	✓	✓	✓	✓	✓	✓	✓	✓	✓	✓	✓	✓	✓	✗	✗	✗	✗	✗	✗	✗	9	
	5 250	✓	✓	✓	✓	✓	✓	✓	✓	✓	✓	✓	✓	✓	✓	✓	✗	✗	✗	✗	✗	✗	9
	5 000	✓	✓	✓	✓	✓	✓	✓	✓	✓	✓	✓	✓	✓	✓	✓	✓	✗	✗	✗	✗	✗	9
	4 750	✓	✓	✓	✓	✓	✓	✓	✓	✓	✓	✓	✓	✓	✓	✓	✓	✓	✗	✗	✗	✗	8
	4 500	✓	✓	✓	✓	✓	✓	✓	✓	✓	✓	✓	✓	✓	✓	✓	✓	✓	✓	✗	✗	✗	8
	4 250	✓	✓	✓	✓	✓	✓	✓	✓	✓	✓	✓	✓	✓	✓	✓	✓	✓	✓	✓	✓	✓	7
	4 000	✓	✓	✓	✓	✓	✓	✓	✓	✓	✓	✓	✓	✓	✓	✓	✓	✓	✓	✓	✓	✓	7
	3 750	✓	✓	✓	✓	✓	✓	✓	✓	✓	✓	✓	✓	✓	✓	✓	✓	✓	✓	✓	✓	✓	7
	3 500	✓	✓	✓	✓	✓	✓	✓	✓	✓	✓	✓	✓	✓	✓	✓	✓	✓	✓	✓	✓	✓	6
	3 250	✓	✓	✓	✓	✓	✓	✓	✓	✓	✓	✓	✓	✓	✓	✓	✓	✓	✓	✓	✓	✓	6
	3 000	✓	✓	✓	✓	✓	✓	✓	✓	✓	✓	✓	✓	✓	✓	✓	✓	✓	✓	✓	✓	✓	5
	2 750	✓	✓	✓	✓	✓	✓	✓	✓	✓	✓	✓	✓	✓	✓	✓	✓	✓	✓	✓	✓	✓	5
	2 500	✓	✓	✓	✓	✓	✓	✓	✓	✓	✓	✓	✓	✓	✓	✓	✓	✓	✓	✓	✓	✓	5
	2 250	✓	✓	✓	✓	✓	✓	✓	✓	✓	✓	✓	✓	✓	✓	✓	✓	✓	✓	✓	✓	✓	4
2 000	✓	✓	✓	✓	✓	✓	✓	✓	✓	✓	✓	✓	✓	✓	✓	✓	✓	✓	✓	✓	✓	4	

Single side hinges (up to 4999 mm)					Double side hinges from 5000 mm		
FVE without reinforcing struts			FVE profiles with reinforcing struts				
2 torsion springs				4 torsion springs			
2 FVE fields	3 FVE fields		4 FVE fields		5 FVE fields	6 FVE fields	7 FVE fields

*) FVE - aluminum glass section

VARIOUS GLAZING OF FVE^{*)} - 40MM SECTIONS

		<p>SIMPLE GLAZING</p> <p>Material: PMMA, polycarbonate Glazing design: transparent, satin, opal</p>
		<p>DOUBLE GLAZING</p> <p>Material: PMMA, polycarbonate Glazing design: transparent, satin, opal</p>
		<p>INSULATED ALUMINIUM FILLINGS</p> <p>Material: aluminium, polystyrene Design: stucco/stucco</p>
		<p>VENTILATION FILLINGS</p> <p>Material: natural aluminium Design: mesh 16/8, 22/12, 10/10</p>

Aluminium expanded mesh

16/8



air permeability 56%


22/12



air permeability 67%

Aluminium perforated plate

10/10




air permeability 35%


Coloured pane options

f	frosted satin
w	R-structure
m	milk (opal)
s	smoked glass

FVE WITH THERMAL BREAK



FVE WITHOUT THERMAL BREAK



*) FVE - aluminum glass section

SURCHARGES FOR VARIOUS GLAZING OF FVE^{*)} SECTION WITHOUT THERMAL BREAK (€^{**)} - 40MM

Code No.:	Description of glazing: Width [mm]:	2 250	2 500	2 750	3 000	3 250	3 500	3 750	4 000	4 250	4 500	4 750	5 000	5 250	5 500	5 750	6 000	6 250	6 500	6 750	7 000
220	Single wall PMMA: 1 × 2,5 mm PMMA	128	125	143	141	166	164	168	180	193	190	261	270	335	332	344	357	420	417	415	427
230	Single wall polycarbonate: 1 × 3,0 mm polycarbonate	195	200	226	231	265	270	283	303	323	329	408	420	492	498	518	539	610	615	620	641
240	Single wall - tempered glass: 1 × 4,0 mm tempered glass	322	345	386	409	457	480	509	545	581	604	691	708	789	812	848	884	965	988	1011	1047
250	Double wall PMMA, 2 × 2,5 mm PMMA	159	163	183	187	216	220	230	245	262	266	334	341	404	408	425	440	501	505	509	525
251	Double wall PMMA abrasion resistant: 2 × 2,5 mm PMMA - 1× ANTI SCRATCH	191	199	223	231	263	271	285	304	325	332	404	413	479	487	508	527	592	600	608	627
252	Double wall PMMA abrasion resistant: 2 × 2,5 mm PMMA - 2× ANTI SCRATCH	223	235	263	274	310	322	340	363	387	399	474	485	555	567	591	614	683	695	706	729
250.C	Double wall PMMA with coloured panes: 2 × 2,5 mm PMMA	206	215	241	250	285	294	310	330	353	363	436	445	514	523	545	566	633	643	652	673
260	Double wall polycarbonate: 2 × 3,0 mm polycarbonate	251	266	297	312	352	367	388	414	442	457	536	547	621	636	664	690	762	777	792	819
270	Insulated aluminium stucco fillings: 2 × 0,6 mm aluminium stucco sheet + 20 mm polystyrene	220	231	258	270	306	317	334	356	381	392	467	477	547	558	582	605	673	685	696	718
280	Expanded mesh: natural aluminium - mesh 16/8	121	118	135	132	157	154	157	169	180	177	247	256	320	316	328	340	402	399	395	407
281	Expanded mesh: natural aluminium - mesh 22/12	121	118	135	132	157	154	157	169	180	177	247	256	320	316	328	340	402	399	395	407
282	Perforated plate (10x10mm, bond 4mm)	152	152	173	173	201	201	208	224	238	238	312	322	391	391	406	422	488	488	488	503

*) FVE - aluminum glass section

**) If the doors meets the definition of FVE doors, each individual surcharge for the FVE section is reduced by 15%



SURCHARGES FOR VARIOUS GLAZING OF FVE^{*)} SECTION WITH THERMAL BREAK (€)^{**)} - 40MM

Code No.:	Description of glazing: Width [mm]:	2 250	2 500	2 750	3 000	3 250	3 500	3 750	4 000	4 250	4 500	4 750	5 000	5 250	5 500	5 750	6 000	6 250	6 500	6 750	7 000
250	Double wall PMMA, 2 × 2,5 mm PMMA	270	276	302	307	360	366	378	399	429	434	524	536	628	634	654	675	769	774	779	800
251	Double wall PMMA abrasion resistant: 2 × 2,5 mm PMMA - 1× ANTI SCRATCH	307	317	348	357	415	425	441	467	501	511	605	619	716	725	750	775	873	883	893	918
252	Double wall PMMA abrasion resistant: 2 × 2,5 mm PMMA - 2× ANTI SCRATCH	344	358	393	408	470	484	505	534	574	588	686	701	803	817	846	875	978	992	1007	1036
250.C	Double wall PMMA with coloured panes: 2 × 2,5 mm PMMA	324	336	368	380	440	452	470	497	534	546	642	656	755	767	793	820	921	933	944	972
260	Double wall polycarbonate: 2 × 3,0 mm polycarbonate	376	394	433	451	517	535	560	594	637	655	757	774	879	897	930	963	1070	1088	1106	1139
270	Insulated aluminium stucco fillings: 2 × 0,6 mm aluminium stucco sheet + 20 mm polystyrene	340	354	389	402	464	478	498	527	566	580	678	693	793	807	836	865	967	981	995	1024

*) FVE - aluminum glass section



***) If the doors meets the definition of FVE doors, each individual surcharge for the FVE section is reduced by 15%

VARIOUS GLAZING OF FVE^{*)} - 80MM SECTIONS





TRIPLE GLAZING

Material: PMMA
Glazing design: transparent



QUADRUPLE GLAZING


Material: PMMA
Glazing design: transparent



INSULATED ALUMINIUM FILLINGS

Material: aluminium, polystyrene
Design: stucco/stucco

FVE WITH THERMAL BREAK



*) FVE - aluminum glass section

SURCHARGES FOR VARIOUS GLAZING OF FVE^{*)} SECTION WITH THERMAL BREAK (€^{**)} - 80MM

Code No.:	Description of glazing: Width [mm]:	2 250	2 500	2 750	3 000	3 250	3 500	3 750	4 000	4 250	4 500	4 750	5 000	5 250	5 500	5 750	6 000	6 250	6 500	6 750	7 000
350	Triple wall PMMA, 3 × 2,5 mm PMMA	315	350	385	420	455	490	525	560	595	630	665	700	735	770	805	840	875	910	945	980
351	Triple wall PMMA abrasion resistant: 3 × 2,5 mm PMMA - 2× ANTI SCRATCH	394	438	481	525	569	613	656	700	744	788	831	875	919	963	1006	1050	1094	1138	1181	1225
370	Insulated aluminium stucco fillings: 2 × 0,6 mm aluminium stucco sheet + 40 mm polystyrene	405	450	495	540	585	630	675	720	765	810	855	900	945	990	1035	1080	1125	1170	1215	1260
450	Quadruple wall PMMA with coloured panes: 4 × 2,5 mm PMMA	405	450	495	540	585	630	675	720	765	810	855	900	945	990	1035	1080	1125	1170	1215	1260
451	Quadruple wall PMMA abrasion resistant: 4 × 2,5 mm PMMA - 2× ANTI SCRATCH	529	588	646	705	764	823	881	940	999	1058	1116	1175	1234	1293	1351	1410	1469	1528	1586	1645

*) FVE - aluminum glass section

***) If the doors meets the definition of FVE doors, each individual surcharge for the FVE section is reduced by 15%

Panels - other types		Price	Unit
Door with 80 mm panels (surcharge to basic price = see chart STANDARD on p. 4)		36%	
Wood imitation panel surface		28 €	per m ²
Panel 540 RAL 7021/9002		7 €	per m ²
Painting		Price	Unit
Painting in RAL or NCS colour	per side	32 €	per m ²
Painting in metallic RAL colour	per side	97 €	per m ²
Painting of FVE in RAL or NCS	per side	32 €	per m ²
Painting of FVE in RAL or NCS	inside and outside in one colour	32 €	per m ²
FVE painting of glazing bars	per meter (W)	9 €	per meter (W)
Painting insulated aluminum stucco fillings in RAL or NCS	per side	32 €	per m ²
Painting expanded mesh in RAL or NCS	double-faced painting only	61 €	per pc (filling)
Painting top/bottom Al profile in RAL or NCS	per side (not painted panel)	17 €	per meter (W)
Painting top/bottom Al profile in RAL or NCS*	per side, painting in the same colour as painted panel	included	per meter (W)
Painting pass door Al profiles in RAL or NCS	per side (not painted panel)	200 €	per pc
Painting pass door Al profiles in RAL or NCS*	per side, painting in the same colour as painted panel	included	per pc
Painting Al profile of fixed top panel in RAL or NCS	per side (not painted panel)	17 €	per meter (circuit)
Painting Al profile of fixed top panel in RAL or NCS*	per side, painting in the same colour as painted panel	included	per meter (circuit)
Painting of trackset (food industry approved, RAL 9016)	per m track set	50 €	per m track set
Painting of air grates	per side	27 €	pc
*if the panel is painted, the top/bottom profiles are painted as well			
Hanging and consolidation equipment		Price	Unit
Perforated galvanized diagonal, round / oval holes, 30 x 30 x 3000 mm	first piece	included	pc
	second and other pieces	18 €	pc
Perforated galvanized diagonal, oval holes, 50 x 50 x 3000 mm	first piece	23 €	pc
	second and other pieces	42 €	pc
Coupling at the horizontal track end		included	m
Torsion springs		Price	Unit
20 000 cycles		included	door
50 000 cycles*		138 €	door
100 000 cycles*		375 €	door

*For doors wider than 6001mm the surcharge is double

ACCESSORIES

Shaft		Price	Unit
1" hollow shaft, galvanized with key way	max. W ≤ 4500 and max. H ≤ 4270	included	per meter (W)
1" massive shaft, galvanized with key way	at doors of W > 4500 or H > 4270	included	per meter (W)
	smaller doors	14 €	per meter (W)
1 1/4" massive shaft, galvanized with key way	doors W > 7000	included	per meter (W)
1 1/4" massive shaft, galvanized with key way	doors W < 7000	225 €	per meter (W)
Coupling at the shaft		Price	Unit
Fixed coupling 1"		included	pc
Adjustable coupling 1"		25 €	pc
Adjustable coupling 1"1/4"		29 €	pc
Operation		Price	Unit
Manual control, pull rope		included	pc
Manual control, chain hoist, ratio 1:4		115 €	pc
Extra chain for chain hoist with ratio 1:4		4 €	per meter
Pass door		Price	Unit
Pass door, incl. lock, door handle/door handle, all lift types (SL, LL, HL, VL)		850 €	pc
Extra-low treshold (18 mm); only for W ≤ 5000 mm		200 €	pc
Closer with sliding arm		included	pc
Fixed top panels		Price	Unit
Fixed top panel, max. W = 8000 mm	H ≤ 250 mm	64 €	per meter (W)
	250 < H < 620	79 €	per meter (W)
Fixed top FVE, max. W = 7000 mm	250 < H < 620	146 €	per meter (W)
Reinforcing struts		Price	Unit
Reinforcing struts 65 mm	W ≤ 6000	12 €	per meter (W)
	W > 6000	included	per meter (W)
Reinforcing struts 110 mm	W ≤ 6000	24 €	per meter (W)
	6000 < W ≤ 7000	12 €	per meter (W)
	W > 7000	included	per meter (W)
End caps - wide		Price	Unit
End caps - wide	W < 5000 mm	22 €	per section
	W ≥ 5000 mm	included	

ACCESSORIES

Cable pull set		Price	Unit
Cable pull set, SL		78 €	pc
Door track		Price	Unit
3" door track		80 €	per meter (H)
Cover for cable drums for LL-I		30 €	pc
Numbers		Price	Unit
Black numbers		33 €	pc
Preassembling		Price	Unit
Preassembled Optical Safety Edge		20 €	pc
Preassembled shaft		T-Door (HL-T, VL-T), LL-DT, LL-I	included
		SL, HL, VL (max. 4000 x 4000 mm)	40 €
Packing		Price	Unit
Chipboard packaging		included	pc
Side closed by chipboard		101 €	pc
Packing "container"		144 €	pc
Certified packaging according to ISPM 15		33 €	pc
Others		Price	Unit
TOORS brand door		included	pc
Without TOORS brand ("NONAME")		included	pc
Full manual		6 €	pc
Changes in door specification after releasing to production		Price	Unit
Changes in door specification after releasing to production (no customized materials purchased)		100 €*	per position
Changes in door specification after releasing to production (customized materials already purchased)		100 € + material*	per position
Spring bumper extra-long		Price	Unit
Spring bumper extra-long		31 €	pair
Spring breake security device		Price	Unit
Spring breake security device, 1" shaft		28 €	pc
Spring breake security device, reinforced, 1 1/4" shaft		77 €	pair
Air grates		Price	Unit
Plastic air grate, can be closed (black/white; white/white), air permeability = 0,015 m ²		32 €	pc

*) nett price

STAINLESS STEEL COMPONENTS (€)

		Door track										
		SL*)	VL	HL 500	HL 1000	HL 1500	HL 2000	HL 2500	HL 3000	HL 3500	HL 4000	HL 4100
Height [mm]	6000	2564	3084	2617	2670	2724	2778	2832	2887	2941	2994	3048
	5500	2362	2827	2414	2466	2521	2575	2629	2684	2737	2791	2845
	5000	2135	2569	2210	2263	2318	2374	2426	2482	2534	2588	2642
	4500	1956	2315	2008	2060	2116	2171	2222	2278	2330	2386	
	4000	1751	2057	1804	1858	1913	1967	2020	2075	2128		
	3500	1548	1800	1601	1656	1710	1763	1817	1872			
	3000	1345	1542	1398	1453	1507	1560	1614				
	2500	1142	1286	1195	1250	1302	1357					
	2000	941	1028	992	1046	1099						

Stainless steel components		Price	Unit
End cap	W ≤ 5000 mm	26	per section
	W > 5000 mm	40	per section
Perforated diagonal		85	per 2 pc á 1500 mm
Spring bumper		75	pair
Bottom bracket 550, adjustable, cables inside, max. weight 320 kg		80	pair
Slide bolt 490		25	pc
Coupling of horizontal track		49	per meter of door (W)

Cables (stainless steel)		Price	Unit
LL-I, LL-DT	2 x H + 2,0 m	12	per m
SL	H + 1,0 m	12	per m
HL	H + HL + 2,0 m	12	per m
VL	2 x H + 2,0 m	12	per m
HL-T	H + (2 x HL) + 2,0 m	12	per m
VL-T	3 x H + 2,0 m	12	per m

Hardware - small parts (stainless steel)		Price	Unit
For one section	W ≤ 4000 mm	73	per section
For one section	W ≤ 5000 mm	83	per section
For one section	W ≤ 6000 mm	139	per section
For one section	W ≤ 7000 mm	149	per section

*) SL 420 only

203 Oval CLICK

64 €

T09-010-40-0001

- black smooth frame
- transparent double glazing, PMMA
- click system
- frame dimensions 663 x 343 mm
- glazing dimensions 580 x 265 mm



205 NG Rectangular CLICK

62 €

T09-010-40-0002

- black smooth frame
- transparent double glazing, PMMA
- click system
- frame dimensions 680 x 373 mm
- glazing dimensions 605 x 298 mm



207 Rectangular 2

68 €

T09-010-40-0087

- black smooth frame
- transparent double glazing, PMMA
- frame dimensions 609 x 146 mm
- glazing dimensions 540 x 85 mm



204 Rectangular 3

53 €

T09-010-40-0072

- White frame woodgrain
- Transparent double glazing, PMMA
- Frame dimensions 490 x 325 mm
- Glazing dimensions 430 x 260 mm



206 Rectangular 4

62 €

T09-010-40-0073

- White frame woodgrain
- Satin double glazing, PMMA
- Frame dimensions 490 x 325 mm
- Glazing dimensions 430 x 260 mm



208 Rectangular 5

53 €

T09-010-40-0088

- Brown frame woodgrain
- Transparent double glazing, PMMA
- Frame dimensions 490 x 325 mm
- Glazing dimensions 430 x 260 mm



210 Rectangular 7

53 €

T09-010-40-0074

- Black frame woodgrain
- Transparent double glazing, PMMA
- Frame dimensions 490 x 325 mm
- Glazing dimensions 430 x 260 mm



216 Rectangular 9 for 40 mm panels

59 €

T09-010-40-0053

- silver smooth frame
- transparent double glazing, PMMA
- frame dimensions 637 x 334 mm
- glazing dimensions 550 x 247 mm



216 Rectangular 9 for 80 mm panels

68 €

T09-010-40-0065

- silver smooth frame
- transparent tripple glazing, PMMA
- frame dimensions 637 x 334 mm
- glazing dimensions 550 x 247 mm



212 Rectangular 1 for 40 mm panels

64 €

T09-010-40-0051

- black smooth frame
- transparent double glazing, PMMA
- frame dimensions 637 x 334 mm
- glazing dimensions 550 x 247 mm



212 Rectangular 1 for 80 mm panels

73 €

T09-010-40-0064

- black smooth frame
- transparent triple glazing, PMMA
- frame dimensions 637 x 334 mm
- glazing dimensions 550 x 247 mm



211 Oval 1 for 40 mm panels

65 €

T09-010-40-0050

- black smooth frame
- transparent double glazing, PMMA
- frame dimensions 664 x 346 mm
- glazing dimensions 580 x 256 mm



211 Oval 1 for 80 mm panels

75 €

T09-010-40-0063

- black smooth frame
- transparent triple glazing, PMMA
- frame dimensions 664 x 346 mm
- glazing dimensions 580 x 256 mm



215 Round stainless steel

243 €

T09-010-40-0070

- stainless steel
- transparent single glazing, PMMA
- safety glass
- frame dimension \varnothing 330 mm
- glazing dimensions \varnothing 260 mm



217 Round

79 €

T09-010-40-0010

- black smooth frame
- transparent double glazing, PMMA
- frame dimension \varnothing 330 mm
- glazing dimensions \varnothing 260 mm



218 Rectangular stainless steel

216 €

T09-010-40-0071

- stainless steel
- transparent double glazing, SAN
- frame dimensions 230 x 230 mm
- glazing dimensions 150 x 150 mm



219 Rectangular stainless steel

316 €

T09-010-40-0069

- stainless steel
- transparent double glazing, SAN
- frame dimensions 310 x 310 mm
- glazing dimensions 230 x 230 mm



LOCKS, HANDLES AND CYLINDER OPTIONS

KL01 Handle/handle standard configuration

0 €



OUTSIDE:

- handle, shield

INSIDE:

- handle, shield

INNER ELEMENTS:

- mortise lock
- key cylinder + 3 pc key

KL02 Knob/handle

51 €



OUTSIDE:

- knob, shield

INSIDE:

- handle, shield

INNER ELEMENTS:

- mortise lock
- key cylinder + 3 pc key

Door can be opened only with key from outside (with handle from inside if not locked).

KL03 Handle/handle + key cylinder with button

29 €



OUTSIDE:

- handle, shield

INSIDE:

- handle, shield, button

INNER ELEMENTS:

- mortise lock
- key cylinder + 3 pc key

Door can be locked with button from inside (with key from outside).

KL04 Knob/handle + key cylinder with button

78 €



OUTSIDE:

- knob, shield

INSIDE:

- handle, shield, button

INNER ELEMENTS:

- mortise lock
- key cylinder + 3 pc key

Door can be opened only with key from outside (with handle from inside if not locked). Door can be locked with button from inside (with key from outside).

KL05 Panic lock handle/handle

165 €



OUTSIDE:

- handle, shield

INSIDE:

- handle, shield

INNER ELEMENTS:

- panic lock - function D
- key cylinder with free tooth + 3 pc key

Door can be opened with handle from inside anytime - even if lock is locked (with handle from outside if not locked).

KL06 Panic lock knob/handle

192 €



OUTSIDE:

- knob, shield

INSIDE:

- handle, shield

INNER ELEMENTS:

- panic lock - function E
- key cylinder with free tooth + 3 pc key

Door can be opened with handle from inside anytime - even if lock is locked.

LOCKS, HANDLES AND CYLINDER OPTIONS

KL13 Panic lock device handle/exit bar

250 €



OUTSIDE:

- handle, shield

INSIDE:

- exit bar (single-point-construction)

INNER ELEMENTS:

- panic lock - function D
- key cylinder with free tooth + 3 pc key

Door can be opened with exit bar from inside anytime - even if lock is locked (with handle from outside if not locked).

Low Lift: Clear opening if the door is open is H - 40 mm.

KL14 Panic lock device knob/exit bar

300 €



OUTSIDE:

- knob, shield

INSIDE:

- exit bar (single-point-construction)

INNER ELEMENTS:

- panic lock - function E
- key cylinder with free tooth + 3 pc key

Door can be opened with exit bar from inside anytime - even if lock is locked (with key from outside if not locked).

Low Lift: Clear opening if the door is open is H - 40 mm

Electric Lock Befo 2421

300 €

T09-040-65-0107

- suitable for Passdoor
- inc. Installation + wiring
- voltage 24V DC/AC



KL17 Panic lock handle/handle

563 €



OUTSIDE:

- handle, shield

INSIDE:

- handle, shield

INNER ELEMENTS:

- panic lock - function B
- key cylinder with free tooth + 3 pc key

When the key is turned from the outside, the deadbolt is pulled and the cylinder is unlocked and then the arrow is pulled and the lock is switched to the permanently open state. The door can then only be opened from the outside with the handle until the key is relocked.

KL18 Panic lock device handle/exit bar

710 €



OUTSIDE:

- handle, shield

INSIDE:

- exit bar (single-point-construction)

INNER ELEMENTS:

- panic lock - function B
- key cylinder with free tooth + 3 pc key

When the key is turned from the outside, the deadbolt is pulled and the cylinder is unlocked and then the arrow is pulled and the lock is switched to the permanently open state. The door can then only be opened from the outside with the handle until the key is relocked.

SLIDE BOLTS AND CYLINDER LOCKS

490 Slide bolt

9 €

T09-040-65-0095

- galvanized, with black plastic knob
- long stroke
- for aesthetic reasons not for FVE
- placing: left, right, left + right



491 Slide bolt

8 €

T09-040-65-0025

- galvanized
- for aesthetic reasons not for FVE
- placing: left, right, left + right




492B Cylinder lock

184 €

T09-040-65-0079

- black-plated
- double-sided up to $W = 2500$ mm; if $W > 2500$ mm extra long rods must be used (up to $W = 5000$ mm) or the lock is to be placed either left or right
- cannot be built into FVE
- only for SL
- placing: left, right, middle



492B Pendulum rod (pair)

20 €

T09-040-65-0083

- extra long lock rod for 492 B
- can be used on wider doors or for excentric positioning of the lock
- galvanized steel
- weight 0,5 kg/pc, L = 2450 mm/pc




493B Cylinder lock

156 €

T09-040-65-0081

- black-plated
- double-sided up to door width 2500 mm
- if door width > 2500 mm the lock can be placed only left or right
- cannot be built into FVE
- only for SL
- placing: left, right, middle



SLIDE BOLTS AND CYLINDER LOCKS

497B Cylinder lock

40 mm - 150 €
T09-040-65-0028

80 mm - 150 €
T09-040-65-0035

- black outside and inside
- flush-mounted knob outside
- placing: left, right, left + right
- for 40 and 80 mm panel



498 Cylinder lock

137 €
T09-040-65-0023

- black
- prolonged run
- placing: left, right, left + right
- not for LL-DT



495 Cylinder lock

118 €
T09-005-0062

- black-plated
- cannot be built into FVE sections
- only for SL, LL-DT
- placing: left, right, left + right



460 Handgrip double-sided

12 €

T09-040-65-0009

- black, plastic
- Handgrip is to be inserted into hole that is cut in the panel section
- not for FVE
- placing: left, right, middle, left + right




463 Handgrip double-sided

20 €

T09-040-65-0106

- square, black, plastic
- built into panel
- Handgrip is to be inserted into hole that is cut in the panel section
- not for FVE
- placing: left, right, middle, left + right



466 Handgrip single - sided

3 €

T09-040-65-0088

- rounded, black, plastic
- To be installed on panel section
- 1st piece in basic price
- placing: left, right, middle



BOTTOM BRACKETS AND CABLE BREAK DEVICES

540 Bottom bracket

0 € (pair)
T09-040-20-0001

- aluminium, adjustable
- with open eye
- for 2" rails
- 11 mm roller shaft



622 Cable break device

63 € (pair)
T09-040-35-0005

- galvanized, adjustable
- with open eye
- for 2" rails
- 11 mm roller shaft
- max. door weight 750 kg



625 Cable break device

280 € (pair)
T09-040-35-0006

- galvanized, non-adjustable
- for 3" rails
- 11 mm roller shaft
- max. door weight 750 kg



626 Cable break security device with cover

56 € (pair)
T09-040-35-0031

- Cannot be used for doors with low headroom track (LL-DT, LL-I) and for doors where the cables are led outside (HL-L, VL-L with shaft 1000 mm above the lintel) and for doors with stainless steel rails.
- max. door weight 450 kg



Burglar proof

44 € (pair)
T09-040-35-0030


- For the cable-break device 622, 623

8 € (pair)
T09-040-35-0032

- For the cable-break device 626

The burglar proof is functional only for electrically operated door controlled with shaft drive












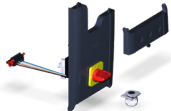



Product Code	T09-050-11-0009	T09-050-11-0010	T09-050-11-0011	T09-050-11-0012	T09-050-11-0013	T09-050-11-0015	T09-050-11-0016	T09-050-11-0032	T09-050-11-0019
Type	SE 5.24-25,4SK DES; IP65	SE 9.24-25,4SK DES; IP65	SE 9.20-25,4SK DES; IP65	SE 14.15-25,4SK DES; IP65	SE 14.15-31,75SK DES; IP65	SE 9.24-25,4ER DES; IP65	SE 5.24-25,4WS SK DES; IP65	SE 8.60-25,4 FU SK DES; IP65	SE 9.24-25,4WS SK DES; IP65
Output Torque	50 Nm	90 Nm	90 Nm	140 Nm	140 Nm	90 Nm	50 Nm	80 Nm	90 Nm
Turns per Minute	24 min ⁻¹	24 min ⁻¹	20 min ⁻¹	15 min ⁻¹	15 min ⁻¹	24 min ⁻¹	24 min ⁻¹	60 min ⁻¹	24 min ⁻¹
Supply Voltage	3~400 V	3~400 V	3~400 V	3~400 V	3~400 V	3~400 V	1~230 V	3~400 V	1~230 V
End Limit Switches	digital	digital	digital	digital	digital	digital	digital	digital.	digital
Emergency Operation	chain	chain	chain	chain	chain	de-clutching	chain	chain	chain
Chain Length	2 (4 m)	2 (4 m)	2 (4 m)	2 (4 m)	2 (4 m)	x	2 (4 m)	0,5 (1 m)	2 (4 m)
Shaft Diameter	1"	1"	1"	1"	1 1/4"	1"	1"	1"	1"
Door Leaf Maximum	≤ 15 m ²	≤ 25 m ²	≤ 30 m ²	> 30 m ²	> 30 m ²	≤ 25 m ²	≤ 15 m ²	≤ 20 m ²	≤ 25 m ²
Unit	pc	pc	pc	pc	pc	pc	pc	pc	pc
Max. number of cycles/hour*	6	10	10	8	8	10	6	18	10
Gross Price	494 €	560 €	677 €	754 €	865 €	710 €	553 €	1 137 €	663 €

* The parameter ED is replaced by max. number of cycles/hr. At a temperature of 40°C to 60°C the number of cycles needs to be reduced to 1/2.

CONTROL UNITS, CONNECTION CABLES GfA

								
Product Code	T09-050-15-0006	T09-050-15-0007	T09-050-15-0010	T09-050-15-0008	T09-050-15-0009	T09-050-15-0011	T09-050-15-0005	T09-050-15-0012
Type	TS 970	TS 970	TS 970	TS 971	TS 971	TS 971	TS 981	TS 981
Description	with CEE-5 pole power plug; 0,7 m; 3 N~400 V; IP54; 1 relays	with CEE-3 pole power plug; 0,7 m; 1 N~230 V; IP54; 1 relays	without CEE; 1 N~230 V/3 N~400 V; IP65; 1 relays	with CEE-5 pole power plug; 0,7 m; 3 N~400 V; IP54; 2 relays; built in receiver 433MHz	with CEE-3 pole power plug; 0,7 m; 1 N~230 V; IP54; 2 relays; built in receiver 433MHz	without CEE; 1 N~230 V/3 N~400 V; IP65; 2 relays; built in receiver 433MHz	with CEE-5 pole power plug; 0,7 m; 3 N~400 V; IP54; 2 relays; controls for traffic lights	without CEE 3 N~400 V; IP65; 2 relays; controls for traffic lights
Unit	pc	pc	pc	pc	pc	pc	pc	pc
Gross Price	324 €	324 €	324 €	431 €	431 €	431 €	797 €	797 €









								
Product Code	T09-050-20-0108	T09-050-20-0109	T09-050-20-0111	T09-050-20-0112	T09-050-20-0113	T09-050-20-0114	T09-050-80-0035	T09-050-80-0036
Type	Connection cable 3 m	Connection cable 5 m	Connection cable 9 m	Connection cable 11 m	Connection cable 13 m	Connection cable 15 m	Control box with connection set 3 N~4 00	Control box with connection set 1 N~230 V
Description	plugs for electronic limit switches; 3 m	plugs for electronic limit switches; 5 m	plugs for electronic limit switches; 9 m	plugs for electronic limit switches; 11 m	plugs for electronic limit switches; 13 m	plugs for electronic limit switches; 15 m	assembling kit; complete; not for TS 981	assembling kit; complete; not for TS 981
Unit	pc	pc	pc	pc	pc	pc	pc	pc
Gross Price	48 €	48 €	61 €	69 €	93 €	93 €	127 €	127 €

SAFETY ELEMENTS, ACCESSORIES GfA









								
Product Code	T09-050-80-0026	T09-050-80-0025	T09-050-80-0037	T09-005-0258	T09-040-35-0007	T09-040-35-0043	T09-040-35-0011	T09-040-35-0042
Type	Key switch	Emergency stop	Toggle switch for intermediate stop setting	Cable break switch	Cable break switch	Cable break switch	Cable break switch	Cable break switch
Description	assembling kit; in small cover	assembling kit; in small cover	assembling kit; in small cover	microswitch for 626; cable length 10,5 m	for 622, 623; cable length 0,5 m	for 622, 623; cable length 6,5 m	cylindrical switch (for AI bottom bracket) cable length 0,5 m	cylindrical switch (for AI bottom bracket) cable length 6,5 m
Unit	pc	pc	pc	pair	pc	pc	pc	pc
Gross Price	45 €	57 €	63 €	47 €	21 €	31 €	20 €	30 €
								
Product Code	T09-040-35-0037	T09-050-30-0003	T09-050-20-0115	T09-050-80-0038	T09-050-80-0039	T09-005-0077	T09-005-0078	T09-005-0079
Type	Cable break switch	Spiral cable 1000 / 350 - 900 + connection box	Connection box	Connection box	Connection box	OSE - Set	OSE - Set	OSE - Set
Description	for 3" cable break device; cable length 10,5 m	4-core cable with connection box and plugs	with spiral cable (on the opposite side)	with wireless signal transmission; for TS 971	for the system with two boxes with wireless transmission to control board	receiver 0,5 m + transmitter 0,5 m; plugable in box with spiral cable	receiver 0,5 m + transmitter 6,5 m; plugable in box with spiral cable	receiver 0,5 m + transmitter 10,5 m; plugable in box with spiral cable
Unit	pair	pc	pc	pc	pc	pc	pc	pc
Gross Price	41 €	80 €	23 €	82 €	29 €	50 €	50 €	50 €









SAFETY ELEMENTS, ACCESSORIES GfA

								
Product Code	T09-005-0080	T09-005-0081	T09-005-0082	T09-050-60-0118	T09-050-60-0116	T09-050-20-0116	T09-050-20-0117	T09-050-20-0118
Type	OSE - Set	OSE - Set	OSE - Set	External reflex photocell	Safety light curtain	Connection cable	Connection cable	Connection cable
Description	receiver 0,5 m + transmitter 0,5 m; plugable in box with wireless transmission (WSD)	receiver 0,5 m + transmitter 6,5 m; plugable in box with wireless transmission (WSD)	receiver 0,5 m + transmitter 10,5 m; plugable in box with wireless transmission (WSD)	Operating range up to 12 m; case; 15 V-36 V AC/DC; IP65	light beam range 1,6-10 m; height of protected space up to 2500 mm; electronics in epoxy resin; IP67	between the connection boxes; length 4,5 m	between the connection boxes; length 6,5 m	between the connection boxes; length 8,5 m
Unit	pc	pc	pc	pc	pc	pc	pc	pc
Gross Price	99 €	99 €	109 €	173 €	535 €	17 €	17 €	17 €









								
Product Code	T09-051-50-0025	T09-051-50-0003	T09-051-50-0012	T09-051-50-0014	T09-050-80-0051	T09-050-80-0023	T09-050-80-0024	T09-050-40-0018
Type	Remote control	Remote control receiver	Code keyboard	Wall remote control DuoControl	External tripple button switch box	Rope prolongation at emergency release	Rope prolongation at emergency release	Pneumatic edge
Description	3 channel, floating code 433 MHz	single-channel, hopping code KeeLoq; for TS 970 and TS 981; 433 MHz	wireless keyboard; hopping code KeeLoq; 433 MHz	double-channel; wireless; hopping code KeeLoq; 433 MHz	lockable; cable lenght 6 m	2 x 4 m	2 x 10 m	with spiralcable and connection box
Unit	pc	pc	pc	pc	pc	pc	pc	pc
Gross Price	41 €	120 €	154 €	74 €	89 €	8 €	10 €	101 €

SAFETY ELEMENTS, ACCESSORIES GfA

								
Product Code	T09-050-80-0018	T09-050-80-0019	T09-050-80-0020	T09-050-80-0021	T09-050-80-0022	T09-005-0031	T09-050-80-0199	T09-050-80-0200
Type	Kit for chain extension	Kit for chain extension	Kit for chain extension	Kit for chain extension	Kit for chain extension	Switch for slide bolt	Chain transmission kit	Chain transmission kit
Description	ext. by 1 m; length of chain 2 m	ext. by 2 m; length of chain 4 m	ext. by 3 m; length of chain 6 m	ext. by 4 m; length of chain 8 m	ext. by 5 m; length of chain 10 m	Al console; plastic bushings; max. switching frequency 3600 cycles/h; operating temp. -25° ... 70°C; IP65	motor located outside shaft; shaft 1"	motor located outside shaft; shaft 1 1/4"
Unit	pc	pc	pc	pc	pc	pc	pc	pc
Gross Price	8 €	17 €	25 €	31 €	34 €	34 €	361 €	403 €









								
Product Code	T39-054-40-0021	T39-054-70-0070	T39-054-70-0071	T39-054-70-0077	T09-005-0015	T09-050-80-0196	T39-054-70-0081	T39-054-70-0085
Type	Pull cord contact	Pull switch chain	Pull switch holder	Pull switch swivel ring	Pull switch console	Control unit protection shield	Induction detector	Induction loop detector
Description	in durable light-weight alloy case; 1x link, 1x unlink contact; IP67	red and white; plastic; 3 m	fixing holes predrilled	—	on wall; rotating; galvanized iron; 3 m	stainless metal sheet; only for TS 981	single-channel	double-channel; for ind. loop located on both door sides (in – out)
Unit	pc	m	pc	pc	pc	pc	pc	pc
Gross Price	78 €	3 €	10 €	4 €	217 €	56 €	488 €	505 €





SAFETY ELEMENTS, ACCESSORIES GfA

								
Product Code	T39-054-70-0082	T39-054-70-0083	T09-050-80-0197	T09-050-80-0198	T09-050-80-0202	T09-050-40-0009	T09-050-40-0010	T09-050-40-0011
Type	Induction loop 6 m + cable 10 m	Induction loop 10 m + cable 10 m	UPS battery back-up	UPS battery back-up	UPS battery back-up	Traffic light	Traffic light	Traffic light
Description	—	—	for SE 5.24-25,4WS SK DES	for SE 9.24-25,4WS SK DES	For SE 14.80-25,4FI SK DES	red LED light; case; 230 V, 40 W; IP65	green LED light; case; 230 V, 40 W; IP65	red +green LED light; case; 230 V, 40 W; IP65
Unit	pc	pc	pc	pc	pc	pc	pc	pc
Gross Price	31 €	59 €	1 916 €	2 107 €	3 234 €	155 €	155 €	269 €







			
Product Code	T39-054-70-0079	T39-054-70-0078	T39-054-40-0022
Type	Microwave radar	Remote control	LED Beacon
Description	Radar motion detector; detection of objects	For microwave radar	with interrupter; 12-24V; 230 V; integrated aerial; IP54
Unit	pc	pc	pc
Gross Price	206 €	316 €	46 €









BFT ARGO DRIVE AND ACCESSORIES

								
Product Code	T09-005-0083	T09-050-80-0045	T09-050-50-0030	T09-050-50-0031	T09-050-50-0032	T09-005-0070	T09-050-80-0047	T09-050-80-0048
Type	BFT Argo	Three-push button	Remote control	Remote control	External receiver	Back-up power supply (UPS)	External release	External release
Description	Shaft operator with integrated control unit	—	2 channel, floating code	4 channel, floating code	For more than 60 remote controls	24V backup battery for BFT Argo with cable (1m) for connection to the operator	External release by steel cable. Cable length 3.5m	External release by steel cable. Cable length 7 m
Unit	ks	ks	ks	ks	ks	ks	ks	ks
Gross Price	600 €	35 €	42 €	48 €	120 €	166 €	32 €	41 €









				
Product Code	T09-050-20-0024	T09-050-20-0025	T09-050-20-0027	T09-050-20-0030
Type	Three-push button connection cable	Power cable	Plug	Plug
Description	Power cable Three-core cable 4x0,75 mm ²	Three-core cable 3x1.5 mm ²	CEE 7/7 (unischuko)	CEE 1N ~ 230V (3-polig), industriell
Unit	m	m	ks	ks
Gross Price	2 €	2 €	0 €	10 €

DRIVES AND ACCESSORIES CUBE

						
Product Code	T09-050-13-0001	T09-050-13-0002	T09-050-13-0004	T09-050-13-0005	T09-050-13-0006	T09-050-13-0007
Type	CUBE 50	CUBE 70	Remote control	External receiver	Power cable extension	Power cable extension
Description	Drive inclusive drive unit, chain hoist module, optical safety sensor incl. connection box and spiral cable Max. doorarea 12m ² , 400V, IP54	Drive inclusive drive unit, chain hoist module, optical safety sensor incl. connection box and spiral cable Max. Doorarea 20m ² , 400V, IP54	4-Channel, 868 MHz	868 MHz	3,5m	4,5m
Unit	pc	pc	pc	pc	pc	pc
Gross Price	715 €	783,25 €	29,75 €	29,75 €	29,75 €	38,50 €

								
Product Code	T09-050-13-0008	T09-050-13-0009	T09-050-13-0016	T09-050-13-0017	T09-050-13-0018	T09-050-13-0019	T09-050-13-0020	T09-050-13-0010
Type	Power cable extension	Power cable extension	Connection cable	Connection cable	Connection cable	Chain	Blue plug	Chain link
Description	5,5m	6,5m	between motor and control unit, 6m	between motor and control unit, 8m	between motor and control unit, 10m	—	incl. cable 1,5m	—
Unit	pc	pc	pc	pc	pc	m	pc	pc
Gross Price	45,50 €	56 €	28 €	35 €	45,50 €	11,90 €	38,50 €	4,50 €

ACCESSORIES CUBE

								
Product Code	T09-050-13-0011	T09-050-13-0012	T09-050-13-0013	T09-050-13-0014	T09-050-13-0015	T09-050-14-0007	T09-005-0070	T09-050-60-0118
Type	Emergency rope	Emergency rope	Emergency rope	Emergency stop	External emergency stop	Warning light	Back-up power supply (UPS)	External reflex photocell
Description	4m	6m	8m	buildable into the drive unit	incl. 3,5m cable	12-240V AC/DC	24V backup battery with cable (1m) for connection to the operator	Operating range up to 12 m; case; 15 V-36 V AC/DC; IP65
Unit	pc	pc	pc	pc	pc	pc	pc	pc
Gross Price	8,75 €	10,50 €	14 €	42 €	42 €	38,50 €	166 €	173 €



Product Code	T09-050-14-0003
Type	External receiver
Description	3-Channel, 868 MHz
Unit	pc
Gross Price	58,50 €